



.....	1
.....	2
.....	3
.....	3
.....	3
.....	4
.....	8
.....	9
.....	12
.....	13
.....	13
.....	13
.....	15
.....	21
.....	32
.....	39
.....	40



”

”

” ”

” ”

2016

CFA

2010

300232

2004 10 26

112 A

0755-29918999

0755-29912092

518103

91440300767579994J

irm@unilumin.com

LED

LED

LED

LED

LED

LED

LED

LED

A

A

2018 6 30

761,260,566

		%
	309,703,962	40.68
	169,634,092	22.28
	118,232,443	15.53

	21,837,427	2.87
	451,556,604	59.32
	761,260,566	100.00

2018 6 30

1			41.41%	315,206,156	236,404,618
2			4.10%	31,208,298	-
3			2.50%	19,015,330	19,015,330
4			2.50%	19,015,328	19,015,328
5			1.93%	14,727,815	
6			1.92%	14,628,892	-

7

-005L-

1.77%

FH002

	2016 12		32,279.21
	2017 3		14,032.38
	2017 11		2,876.61
			103,509.45
	9,696.96		
2018 6 30	225,330.66		

1

1

	2018 6 30	2017 12 31	2016 12 31	2015 12 31
	5,523,392,127.15	4,891,576,572.58	2,605,671,577.83	1,703,810,744.11
	3,270,085,559.11	2,845,089,192.22	1,082,452,811.99	664,609,516.98
	2,253,306,568.04	2,046,487,380.36	1,523,218,765.84	1,039,201,227.13

	-22,876,312.19	-207,243,903.46	365,801,736.15	184,747,776.55
	467,390,994.79	490,267,306.98	697,511,210.44	331,709,474.29

2

1

ACCION

%

/

7%

2018 8 27

806,600

0.11%

1

2017 9 1

2017 9 13

2

2017 11 5 2017 11 15

2018 3 23 3 27

2018 4 24 4 27

2017

2018 6 14 6 14

2018 7 4 7 6

2018 7 17 7 19

2018 8 29 9 5

2018

3

2017 11 20

2017 27

[2017] 22

[2017]26

CE



1

2

3

4

5

1	2017	10	27		
2	2017	11	14	2017	
3	2018	3	16		
			69,850.20		66,803.46
			2017		
4	2018	7	6		
			66,803.46		54,803.46
			2017		

1

2 2015 2016 2017
2018 1-6



2017 12 31

2015

20,249.40

98.67% 2016

26,248.63

81.32%

2018 6 30

2015 / P << / MCID 19 A B D S / 330 C A 13

3

LED

LED

4

1

"

"

2

100

3

4

[2018]G234-1

AA-

AA-

5

1

	LED	LED			
	2015	2016	2017	2018	1-6
13.06	17.46	30.31	20.35		

2

LED

3

2017



2

1

33,824.53 59,697.47 86,020.84 110,122.92

2

134,943.19
24.43%

31,369.86 37,046.37 103,016.68

18.41% 14.22% 21.06%

3

2011

- eìTP60 12 Tf -90 -31.2 Td7 285.86 Tm <01C3>Tj E8.58C0A280D5D434 12 T

1 24

LED

LED

1

2

3

4

1

[2017] 000568

44,564.91

108.49%





5

1

5

1

2

2

85%

4

1

85%

2

"

"

5

6

7

8

9

AA-

AA-



/

10

>

LED Light Emitting Diode

LED

LED

LED

LED

LED

LED

LED

LED

LED

LED

LED

LED



CSA Research

2016

2016

5,216

2015

22.8%

182

20%

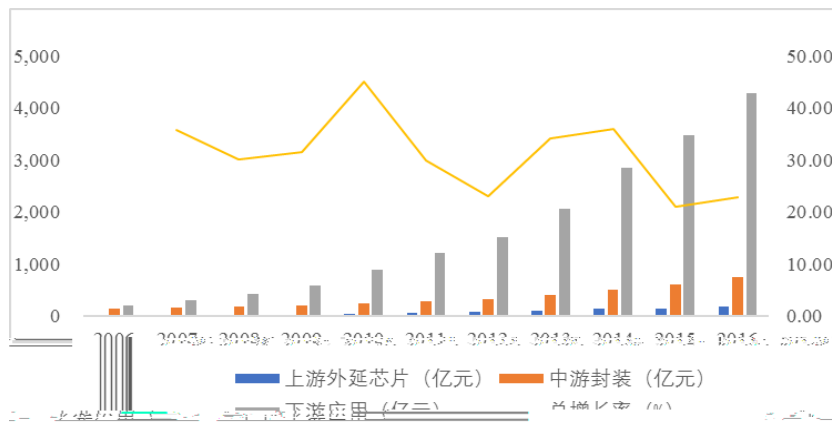
748

21.5%

4,286

23%

LED



2016

2016 LED


LED

LED

12.8%

LED

2016 LED



2016

LED

LED

LED

2 LED

LED

LED

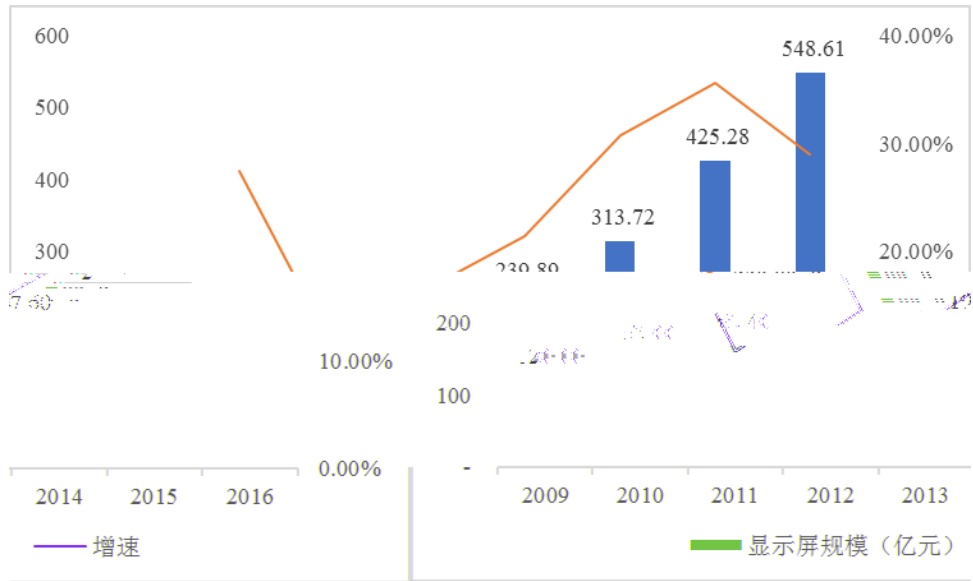
2009

120

2016 548.61

24.25%

LED



2016

LED

LED

LED

3 LED

LED

LED

LED

2016

2009 12 138 78 2016

60 578.61 2,040.14 25.85% 22.72%

59.41%

LED

2010

LED

2011

LED

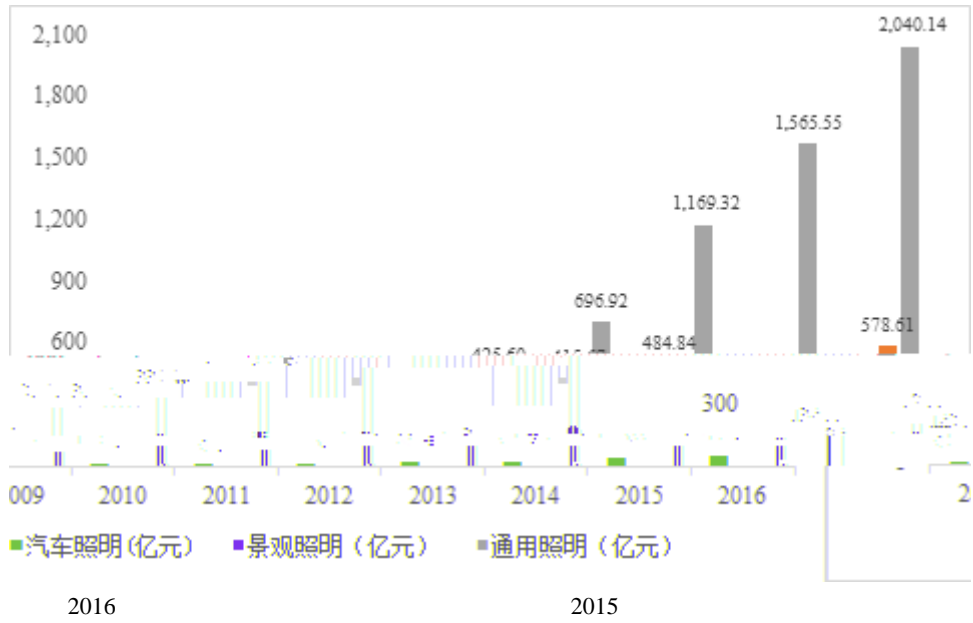
2016

2,040.14

LED

47.6%

LED



5G

LED

2 LED

1 LED

LED

LED

LED

LED

2

Energy Management Contracting

LED

3 LED

LED

LED

LED

1

LED

Micro-LED

667

54

391

222

LED

LED

2

160

700

3

LED

SAP ERP Oracle CRM PTC PLM

4

LED

5

"

"

" "

E-learning

“ ”

2018 22

LED

LED



